


WALL CALENDAR ORDER FORM

12 Month Wall Calendar (28 pages) • Self Cover All Printed on 100lb Gloss Text • 11" x 8.5" saddle stitched with hole for hanging.
These calendar styles can be customized for your own look.


2021_WC_ANIMALS



**Inside
Style A**

[CLICK HERE TO SEE SAMPLE](#)

2021_WC_CANADA



**Inside
Style B**

[CLICK HERE TO SEE SAMPLE](#)


2021_WC_HOMES



**Inside
Style C**

[CLICK HERE TO SEE SAMPLE](#)

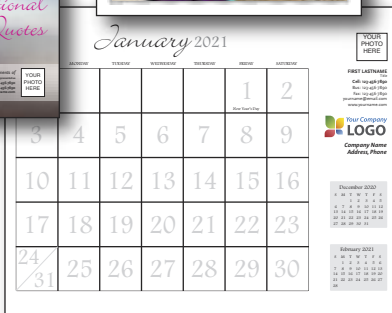
2021_WC_NATURE



**Inside
Style D**

[CLICK HERE TO SEE SAMPLE](#)

2021_WC_QUOTES



**Inside
Style E**

[CLICK HERE TO SEE SAMPLE](#)

2021_WC_RECIPES



**Inside
Style C**

[CLICK HERE TO SEE SAMPLE](#)

Select your template and indicate quantity (Alternate Inside Style A B C D E)

WC_ANIMALS QTY: _____ WC_HOMES QTY: _____ WC_QUOTES QTY: _____
 WC_CANADA QTY: _____ WC_NATURE QTY: _____ WC_RECIPES QTY: _____

THESE TEMPLATES COME WITH STOCK PHOTOS. AS AN OPTION, YOU MAY SUPPLY 13 PERSONAL PHOTOS WHICH NEED TO BE CLEARLY LABELLED BY MONTH.

Pricing

Qty 1 - 10	= \$17.00 each	Qty 250	= \$7.57 each
Qty 11 - 25	= \$16.50 each	Qty 500	= \$4.58 each
Qty 26 - 50	= \$15.00 each	Qty 1,000	= \$2.60 each
Qty 51 - 100	= \$14.00 each	Qty 2,500	= \$1.58 each
		Qty 5,000	= \$1.25 each

Complete the following fields you would like to be printed on your Calendar

Name _____ Title _____
Company/Office Name _____ Company Logo yes no
Address _____
Business _____ Cell _____ Fax _____
Toll Free _____ Email _____
Website _____ Other _____

Email Proof To: _____

Personal Photo On File at Colour Tech Included (with Calendar photos)

Payment Information

VISA MASTERCARD AMERICAN EXPRESS Cheque (enclosed and payable to Colour Tech Marketing Inc.)
Card _____ Date ____ / ____ CVV _____ Signature _____

Shipping

Pick Up Ship To: *(Shipping charges extra - we will advise upon receipt of this order)*

Name _____
OFFICE COMPANY NAME
Address _____
CITY PROV. POSTAL CODE

Uploading your Own Photos

Rename your photos with your name and the month (eg. John-Doe-January, etc.)

Create a folder on your desktop and name it your name-Calendar (eg. John-Doe-Calendar)

Drop your photos into this folder (add your personal photo, if applicable)

Zip your folder **PC:** right click on the folder, choose send to compressed zipped folder

MAC: click on the folder, from the finder menu, choose file, select create archive

Go to **www.colourtech.com/support** and upload your zipped folder

Email your order form to **print@colourtech.com**, fax to **905.820.5376** or simply call **1.800.410.4510**

Please ensure your photos are high resolution. We cannot be held responsible for low resolution and bad quality images. Custom requests may incur extra charges.